



ALUMINIUM ENTRANCE DOORS THERMOSAFE DECORAL

NEW. Modern door decors elegantly combined with Jet black door frame and black.edition exterior handles

HÖRMANN





04

Good reasons
to try Hörmann
entrance doors.



08

Door styles.
Inspirations.



18

Design.
Equipment.
Accessories.

Responsibility for generations

The Hörmann family business has over 85 years of experience as a construction component specialist. This gives us an obligation to both past and future generations. That's why environmental responsibility plays such an important role for us. With this in mind, we develop innovative solutions for sustainable products and intelligent environmental protection.



“A GOOD REPUTATION MUST BE EARNED.”

August Hörmann

In keeping with the tradition started by the company's founder, the Hörmann brand is a true promise of quality and is one of Europe's most successful suppliers in the area of entrance doors. Due to the comprehensive international sales and service network, Hörmann is your strong partner for high-quality construction components.

AN EYE ON THE FUTURE. Hörmann is setting a good example. That's why 100% of our electricity needs in Germany come from green electricity. Together with an intelligent and certified energy management system, CO₂-neutral mailing and the recycling of valuable materials, more than 60000 tons of CO₂ are saved each year. In addition, we offset over 100000 tonnes of CO₂ by promoting wind energy and reforestation projects in cooperation with ClimatePartner.



You can find further information at
www.hoermann.de/umwelt



Brand quality made in Germany



The family-owned company Hörmann offers all important construction components for building and renovating projects from a single source. We manufacture in highly specialised factories using state-of-the-art production technologies. Our employees work intensively on new products, continual further developments and improvements to details. The results are patents and unique products on the market.





10-year warranty

LONG-LASTING. GUARANTEED. All doors are developed and manufactured by Hörmann. Endurance tests under real conditions ensure mature series products with Hörmann quality. Thanks to this and uncompromising quality assurance, you receive a 10-year* warranty on all Hörmann aluminium entrance doors.

* The complete warranty conditions can be found at: www.hoermann.com



Flush-fitting transition
on the inside

DOOR LEAF WITHOUT VISIBLE LEAF PROFILE. Our ThermoSafe Decoral entrance doors give you an exquisite and elegant reception. The shapely door leaf with its solid interior and exterior and leaf profile on the inside fulfils the highest design requirements. The interior view harmonises perfectly with your residential internal doors.



High acoustic insulation
Up to 30 dB



Excellent thermal insulation

CONVINCING IN EVERY VERSION. Our aluminium entrance doors are superior to plastic or timber doors in many ways. Thanks to perfectly matched high-quality materials, we set benchmarks in terms of stability, acoustic insulation and thermal insulation. In addition, all of our aluminium entrance doors meet the requirements of the new German Buildings Energy Act (Gebäudeenergiegesetz, GEG).



RC 3 security
as standard



10-year security promise

SECURITY EQUIPMENT AS STANDARD. Our entrance doors make it especially difficult for burglars to break into your home. This protects your home from break-in attempts. Additionally, the certified security features are not visible on the door, unlike with many competitor solutions.

TITLE. Aluminium entrance door ThermoSafe style 860, door leaf in Decoral Barnwood, door frame in Jet black RAL 9005 fine structure, stainless steel handle HOE 501 black.edition in Jet black RAL 9005 fine structure (optional), side elements with ornamental glass Satinato

PAGE 2. Aluminium entrance door ThermoSafe, style 860, door leaf in Decoral Barnwood grey, door frame in Jet black RAL 9005 fine structure, stainless steel handle HOE 500, side elements with ornamental glass Float clear

For further information, see the aluminium entrance doors brochure.





ThermoSafe Decoral

With 18 exclusive styles, ThermoSafe Decoral aluminium entrance doors are perfect for demanding design requirements. The standard frame profile in Jet black as well as the optional exterior handles and embellishments in Jet black add a special touch of elegance.

The decors are transferred to the powder-coated aluminium surface of the doors using a patented coating process. You can enjoy this colourfast and detailed surface for a long time.

THE DOOR OF YOUR CHOICE IN JUST A FEW CLICKS.

With the door configurator, you can conveniently test many design and product variations on your own PC or tablet in advance. You can put your dream door together in just a few clicks by selecting the version, style, colour and size and also see the recommended retail price of your configuration.



The Hörmann configurator can be found at:
<https://www.hormann.co.uk/home-owners-and-renovators/configurator/>



LEFT. Aluminium entrance door ThermoSafe style 860 door leaf in Decoral Cement, door frame in Jet black RAL 9005 fine structure, stainless steel handle HOE 501 black.edition in Jet black RAL 9005 fine structure (optional), side elements with ornamental glass Float clear



Style 189



Style 650



Style 686



Style 138

THERMOSAFE DECORAL

Style 189 door leaf in Decoral Barnwood grey, door frame in Jet black RAL 9005 fine structure, stainless steel handle HOE 501 black.edition in Jet black RAL 9005 fine structure (optional), design glass Float matt with 7 clear stripes, side elements with design glass Float matt with 7 clear stripes

Style 650 door leaf in Decoral Barnwood grey, door frame in Jet black RAL 9005 fine structure, stainless steel handle HOE 500, ornamental glass Pave white, side elements with ornamental glass Pave white

Style 686 door leaf in Decoral Barnwood, door frame in Jet black RAL 9005 fine structure, embellishment in Jet black RAL 9005 fine structure (optional), stainless steel handle HOE 501 black.edition in Jet black RAL 9005 fine structure (optional), design glass Float matt with 7 clear stripes, side elements with design glass Float matt with 7 clear stripes

Style 138 door leaf in Decoral Barnwood, door frame in Jet black RAL 9005 fine structure, stainless steel handle HOE 500, ornamental glass Satinato, side elements with ornamental glass Satinato

→ You will find all colours and surface finishes on page 18.



Style 860



Style 514



Style 524



Style 860 with L-pilaster strips




1

THERMOSAFE DECORAL

Style 860 door leaf in Decoral Cement, door frame in Jet black RAL 9005 fine structure, stainless steel handle HOE 700, side elements with ornamental glass Satinato

Style 514 door leaf in Decoral Cement, door frame in Jet black RAL 9005 fine structure, Design handle G 750 and embellishments in Jet black RAL 9005 fine structure, clear Float glazing

Style 524 door leaf in Decoral Cement, door frame in Jet black RAL 9005 fine structure, Design handle G 750 and embellishments in Jet black RAL 9005 fine structure, clear Float glazing

Style 860 door leaf in Decoral Cement, door frame in Jet black RAL 9005 fine structure, stainless steel handle HOE 501 black.edition in Jet black RAL 9005 fine structure (optional), surface-mounted pilaster strips in Jet black RAL 9005 fine structure (optional) , side elements with ornamental glass Satinato

→ You will find all colours and surface finishes on page 18.



Style 823



Style 723

THERMOSAFE DECORAL

Style 823 door leaf in Decoral Barnwood, door frame in Jet black RAL 9005 fine structure, handle profile black.edition in Jet black RAL 9005 fine structure (optional), fixing profiles in door colour, optional with LED spotlight in handle **1**, side elements with ornamental glass Satinato

Style 723 door leaf in Decoral Barnwood, door frame in Jet black RAL 9005 fine structure, ornamental glass Satinato, handle profile black.edition in Jet black RAL 9005 fine structure (optional), fixing profiles in door colour, optional with LED spotlight in handle **1**, side elements with ornamental glass Satinato

Style 836 door leaf in Decoral Barnwood grey, door frame in Jet black RAL 9005 fine structure, stainless steel handle HOE 820, embellishment in Jet black RAL 9005 fine structure (optional), side elements with ornamental glass Satinato

Style 836 door leaf and door frame in White aluminium RAL 9006, silk-gloss, stainless steel handle HOE 820, embellishment in Barnwood **2**, side elements with ornamental glass Satinato

→ You will find all colours and surface finishes on page 18.



Style 836



Style 836



48





Style 503



Style 504



Style 505



Style 177



Style 501



Style 502

THERMOSAFE

Style 503 door leaf in Decoral Rusty Patina, door frame in Jet black RAL 9005 fine structure, stainless steel handle HOE 500, design glass Float matt with 7 clear stripes

Style 504 door leaf in Decoral Rusty Patina, door frame in Jet black RAL 9005 fine structure, stainless steel handle HOE 501 black.edition in Jet black RAL 9005 fine structure (optional), design glass Float matt with 5 clear stripes

Style 505 door leaf in Decoral Rusty Patina, door frame in Jet black RAL 9005 fine structure, stainless steel handle HOE 500, design glass Float matt with 4 clear stripes, side elements with design glass Float matt with 4 clear stripes

Style 177 door leaf in Decoral Wild Oak, door frame in Jet black RAL 9005 fine structure, stainless steel handle HOE 700, ornamental glass Pave white

Style 501 door leaf in Decoral Wild Oak, door frame in Jet black RAL 9005 fine structure, stainless steel handle HOE 501 black.edition in Jet black RAL 9005 fine structure (optional), ornamental glass Satinato

Style 502 door leaf in Decoral Wild Oak, door frame in Jet black RAL 9005 fine structure, stainless steel handle HOE 500, ornamental glass Satinato, side elements with ornamental glass Satinato

→ You will find all colours and surface finishes on page 18.

LEFT. Aluminium entrance door ThermoSafe Style 504 door leaf in Decoral Wild Oak, door frame in Jet black RAL 9005 fine structure, stainless steel handle HOE 501 black.edition in Jet black RAL 9005 fine structure (optional), design glass Float matt with 5 clear stripes



Style 565



Style 565

THERMOSAFE DECORAL

Style 565 door leaf and door frame in White aluminium RAL 9006, silk-gloss, design handle G 760 black.edition in Jet black RAL 9005 fine structure (optional), handle embellishment in Decoral Rusty Patina **1**, side elements with ornamental glass Satinato

Style 565 door leaf in Decoral Cement, door frame in Jet black RAL 9005 fine structure, design handle G 760 black.edition and handle embellishment in Jet black RAL 9005 fine structure (optional), side elements with ornamental glass Satinato

Style 568 door leaf in Decoral Rusty Patina, door frame in Jet black RAL 9005 fine structure, design handle G 750 black.edition in Jet black RAL 9005 fine structure (optional), optional with integrated LED light strip **2**, side elements with ornamental glass Satinato

Style 568 door leaf in Decoral Rusty Patina, door frame in White aluminium RAL 9006, silk-gloss, design handle G 750 in White aluminium RAL 9006, silk-gloss (optional), optional with integrated LED light strip **2**, side elements with ornamental glass Satinato

→ You will find all colours and surface finishes on page 18.



Style 568



Style 568



Exterior handles

Tangibly beautiful design

Stainless steel exterior handles



HOE 501 black.edition
Jet black RAL 9005 fine structure
Handle length: 1000 mm

HOE 506 black.edition
Jet black RAL 9005 fine structure
prepared for a finger-scan
Handle length: 1000 mm

Individual equipment. You can custom-equip each of the entrance door styles. Do you want a special external handle or glazing? We offer a wide range of options to give your entrance door a personal touch.

Operating comfort for young and old. Open your entrance door easily and conveniently with our smart solutions. By code, fingerprint or smartphone. With our lock packages, you are sure to find an intelligent solution that meets your needs.

→ For further information, see the “Aluminium entrance doors” brochure

Design handle G 750



Handle bar in E6 / EV 1
End cap in stainless steel

Handle bar black.edition
in Jet black RAL 9005 fine structure (RAL to choose),
end cap in Jet black RAL 9005

Design handle G 760




Handle bar black.edition
in Jet black RAL 9005 fine structure, handle embellishment in
Jet black RAL 9005 fine structure (RAL to choose), end cap in Jet
black RAL 9005 fine structure

Handle bar in anodised aluminium
E6 / EV 1, handle embellishment
in Decoral Rusty Patina, end cap
in stainless steel

Handle embellishments are also available in Decoral .NEW

Maximum handle length 2100 mm



1




2



3



4




5

- 1 Cement
- 2 Rusty Patina
- 3 Wild Oak
- 4 Barnwood
- 5 Barnwood grey

Decoral decors

For demanding design requirements



1 Cement

2 Rusty Patina

3 Wild Oak

4 Barnwood

5 Barnwood grey

Please note:

The decors and surface finishes shown are subject to the limitations of the printing process and cannot be regarded as binding.

Please consult with your local Hörmann sales partner.



Experience Hörmann quality in new construction and modernisation

Hörmann provides an excellent basis for comprehensive planning. Carefully matched solutions offer you the very best in perfectly designed products for every area.

GARAGE DOORS. GATE AND DOOR OPERATORS. ENTRANCE DOORS. RESIDENTIAL INTERNAL DOORS. STEEL DOORS. FRAMES.



Some of the doors shown are equipped with special equipment and do not always correspond to the standard versions. The surface finishes and colours shown are subject to the limitations of the printing process and cannot be regarded as binding. All rights reserved. No part may be reproduced without our prior permission. Subject to changes.